

This article was downloaded by:

On: 24 January 2011

Access details: *Access Details: Free Access*

Publisher *Taylor & Francis*

Informa Ltd Registered in England and Wales Registered Number: 1072954 Registered office: Mortimer House, 37-41 Mortimer Street, London W1T 3JH, UK



## Journal of Macromolecular Science, Part A

Publication details, including instructions for authors and subscription information:

<http://www.informaworld.com/smpp/title~content=t713597274>

### Solvent Effect on Radical Polymerization of Phenyl Acrylate

Der-Jang Liaw<sup>a</sup>; Rong-Sung Lin<sup>a</sup>

<sup>a</sup> Department of Chemical Engineering and Technology, National Taiwan Institute of Technology, Taipei, Taiwan, Republic of China

**To cite this Article** Liaw, Der-Jang and Lin, Rong-Sung(1994) 'Solvent Effect on Radical Polymerization of Phenyl Acrylate', Journal of Macromolecular Science, Part A, 31: 6, 715 – 720

**To link to this Article:** DOI: 10.1080/10601329409349750

**URL:** <http://dx.doi.org/10.1080/10601329409349750>

PLEASE SCROLL DOWN FOR ARTICLE

Full terms and conditions of use: <http://www.informaworld.com/terms-and-conditions-of-access.pdf>

This article may be used for research, teaching and private study purposes. Any substantial or systematic reproduction, re-distribution, re-selling, loan or sub-licensing, systematic supply or distribution in any form to anyone is expressly forbidden.

The publisher does not give any warranty express or implied or make any representation that the contents will be complete or accurate or up to date. The accuracy of any instructions, formulae and drug doses should be independently verified with primary sources. The publisher shall not be liable for any loss, actions, claims, proceedings, demand or costs or damages whatsoever or howsoever caused arising directly or indirectly in connection with or arising out of the use of this material.

# SOLVENT EFFECT ON RADICAL POLYMERIZATION OF PHENYL ACRYLATE

DER-JANG LIAW and RONG-SUNG LIN

Department of Chemical Engineering and Technology  
National Taiwan Institute of Technology  
Taipei, Taiwan 107, Republic of China

**Key Words:** Phenyl acrylate; Radical polymerization; Polymerization rate; Steric hindrance; Propagation rate constant; Termination rate constant; Rate of initiation; Solvent effect; Delocalization stabilization

## ABSTRACT

The radical polymerization of phenyl acrylate (PhA) in various aromatic solvents was studied under the same conditions as that of phenyl methacrylate (PMA) reported previously. The propagation rate constants ( $k_p$ ) and termination rate constants ( $k_t$ ) were determined by intermittent illumination methods. The variation in the  $k_p$  values for PhA with aromatic solvents had the same trend as that for PMA. The solvent effect on PhA was somewhat larger than that on PMA, indicating that the steric hindrance of methyl group of the latter is important. Variation in  $k_p$  values with solvents can be explained by the formation of an electron donor–acceptor complex and is correlated with the delocalization stabilization of complex formation.

## INTRODUCTION

We previously reported that the trend in aromatic solvent effect on the polymerization rate constant of phenyl methacrylate (PMA) or methyl methacrylate (MMA) is opposite to that observed for vinyl benzoate (VBz) or vinyl acetate (VAc) [1-5]. This opposite effect is explained in terms of a donor-acceptor complex formation between the propagating radical and the  $\pi$ -system of the solvents. If a complex formation occurs, the same solvent effect will be observed on the rate constant in the polymerization of PMA or MMA, since the nature of the propagating radical of methacrylates is similar to that of acrylate.

The effect of steric hindrance on the polymerization rate and rate constants in the  $\alpha$ -carbon position is also interesting. Therefore, the propagating rate constant for the radical polymerization of phenyl acrylate (PhA) having no methyl group in the  $\alpha$ -carbon position in aromatic solvents was determined under the same conditions as that for PMA [1, 2].

In this paper we report the results of the determination of rate constants for PhA in various aromatic solvents and compare the results for PMA.

## EXPERIMENTAL METHODS







### Preparation of Monomer and Other Reagents

Phenyl acrylate was prepared as described previously [6]. That is, acryloyl chloride was prepared by refluxing a mixture of thionyl chloride and acrylic acid, followed by distillation. Phenyl acrylate (PhA) was prepared by reacting acryloyl chloride with phenol in a 5% sodium hydroxide aqueous solution. The crude PhA was washed with 5% NaOH aqueous solution until the washed solution was colorless. It was then dried over anhydrous magnesium sulfate and distilled three times under reduced pressure, bp 60°C/2 mmHg. The monomer was characterized by analytical elemental analysis, IR, and NMR. Gas chromatography showed the purity of PhA to exceed 99.9%. Initiators 2,2'-azobisisobutyronitrile (AIBN) and 2,2'-azobiscyclohexane-carbonitrile (ACN) were purified as described previously [1-6]. 1,1-Diphenyl-2-picrylhydrazyl (DPPH) was used as an inhibitor; it was recrystallized as described previously [1-6].

### Polymerization Procedure

Photosensitized polymerization was carried out with ACN as an initiator to eliminate as much thermal decomposition as possible. The light source was a 250-W high-pressure mercury lamp filtered at 365 nm. Toshiba filters UV-D36C, UV-31, and IRA-25S were placed closer to the light source. The radical lifetime was determined by the rotating sector method as described previously [1-8]. Rates of initiation were determined by the inhibition method with DPPH. The rate of polymerization at  $30 \pm 0.005^\circ\text{C}$  was measured in a vacuum-sealed dilatometer. The ampule containing PhA, benzene as solvent, and AIBN was evacuated several times on a high vacuum system and finally sealed off. Densities of monomer and monomer-polymer mixture were measured in a pycnometer at  $30.0^\circ\text{C}$  in order to calculate the

TABLE 1. Polymerization Rate of Phenyl Acrylate in Various Solvents at 30°C

Solvent	$R_p \times 10^4, {}^{a,b}$ $\text{mol} \cdot \text{L}^{-1} \cdot \text{s}^{-1}$	$R_i \times 10^8,$ $\text{mol} \cdot \text{L}^{-1} \cdot \text{s}^{-1}$	$k_p^2/k_t \times 10$ $\text{L} \cdot \text{mol}^{-1} \cdot \text{s}^{-1}$
 -OCH <sub>3</sub>	1.74	2.10	3.60
	1.47	2.13	2.53
 -F	1.32	2.11	2.06
 -Cl	1.86	2.24	3.86
 -Br	2.39	2.28	6.26
 -CN	3.56	2.37	13.37

<sup>a</sup>From dilatometer method, thermally initiated polymerization rate.

<sup>b</sup>[AIBN] = 0.10 mol·L<sup>-1</sup>, [phenyl acrylate] = 2.00 mol·L<sup>-1</sup>.

rate of polymerization from dilatometer measurements. At complete conversion the polymerization of PhA was found to have a volume contraction of 23.6% [6].

## RESULTS AND DISCUSSION

Rates of polymerization ( $R_p$ ) of PhA in various solvents at 30°C are presented as Table 1. The largest  $R_p$  in benzonitrile is 2.4 times as large as the smallest in fluorobenzene. Moreover, rates of polymerization of PhA having no methyl group in the  $\alpha$ -carbon position were much larger than those of PMA in various solvents. These phenomena show that the steric hindrance of methyl group in the  $\alpha$ -carbon position is important. The pattern of variation of the polymerization rate for PhA with solvent is in accordance with that for PMA or MMA and was opposite to that for VAc or VBz [1-5]. The dependence of the polymerization rate ( $R_p$ ) on the initiator and monomer concentration at 30°C was investigated and found to be proportional to the square root of the initiator concentration and to the monomer concentration, which is in good agreement with the general orders of a radical polymerization.

In order to clarify the cause of the different polymerization rates in various solvents, elementary rate constants were determined by inhibition and by the intermittent illumination method. The former method is used to derive the  $k_p^2/k_t$  values. DPPH was used as an inhibitor to determine the rate of initiation ( $R_i$ ). The results are listed in Table 1.  $R_i$  values are hardly affected by the solvents, indicating that the decomposition rate of AIBN was not influenced by the aromatic solvents. The value of  $k_p^2/k_t$  can be derived by using

$$\frac{k_p^2}{k_t} = \frac{R_p^2}{R_i[M]^2} \quad (1)$$

It can be seen from Table 1 that the observed variation in the polymerization rate arises from a variation of  $k_p^2/k_t$ .

In order to obtain the individual  $k_p$  and  $k_t$  values, the average lifetime ( $\tau$ ) of the propagating radicals was determined by the rotating sector method. The  $k_p/k_t$  value can be derived by using







$$\frac{k_p}{k_t} = \frac{R_p \tau}{[M]} \quad (2)$$

In Table 2 lifetimes and derived values of  $k_p/k_t$  are shown together with  $k_p$  and  $k_t$  obtained by combining values of  $k_p/k_t$  and  $k_p^2/k_t$ . The largest  $k_p$  value is 2.6 times as large as the smallest one. The solvent effect on  $k_p$  values for PhA is larger than that observed for PMA (Fig. 1), indicating that steric hindrance of the methyl group in the  $\alpha$ -carbon position is important.

In previous papers [1-5] the cause of the solvent effect was discussed in terms of monomer solvation, polar effect of the propagating radical, chain transfer, and donor-acceptor complex between the propagating radical and solvents. The variation of  $k_p$  value with solvent is best explained by the formation of a donor-acceptor complex [1-5]. In order to check the possibility of complex formation of the propagating radical with solvents, we calculated the delocalization stabilization ( $\Delta E$ ) for the complex formation of the radical with aromatic solvents by using Fukui's method [9, 10]. Since the radical of MMA was found to be electron-poor [5], the radical of PhA is likely to become an electron acceptor rather than a donor to aromatic rings. The correlation between  $k_p$  values and delocalization stabilization in various solvents is shown in Figure 2 [2]. A good linear relationship was obtained. This fact can be explained by the complexed radicals between propagating radicals and aromatic solvents being too stable to add the monomer. So the complex formation leads to a decrease of  $k_p$  value.

When the reversible charge-transfer complex of the propagating radical with solvent is considered, a correlation of  $k_t$  with delocalization stabilization for com-

TABLE 2. Mean Lifetime of the Propagating Radical of Phenyl Acrylate and Derived Rate in Various Solvents at 30°C

Solvent	$R_p \times 10^4$ , $\text{mol} \cdot \text{L}^{-1} \cdot \text{s}^{-1}$	$\tau$ , <sup>a</sup> s	$(k_p/k_t)$ $\times 10^4$	$k_p \times 10^{-2}$ , $\text{L} \cdot \text{mol}^{-1} \cdot \text{s}^{-1}$	$k_t \times 10^{-6}$ , $\text{L} \cdot \text{mol}^{-1} \cdot \text{s}^{-1}$
 -OCH <sub>3</sub>	9.36	1.30	6.08	5.92	0.974
	8.32	1.27	5.28	4.79	0.907
 -F	7.89	1.15	4.54	4.54	1.000
 -Cl	9.76	1.25	6.10	6.33	1.308
 -Br	12.43	1.35	8.11	7.72	0.952
 -CN	17.20	1.31	11.27	11.86	1.052

<sup>a</sup>[2,2'-Azobis cyclohexane carbonitrile] =  $1 \times 10^{-3} \text{ mol} \cdot \text{L}^{-1}$ , [phenyl acrylate] =  $2.00 \text{ mol} \cdot \text{L}^{-1}$ .

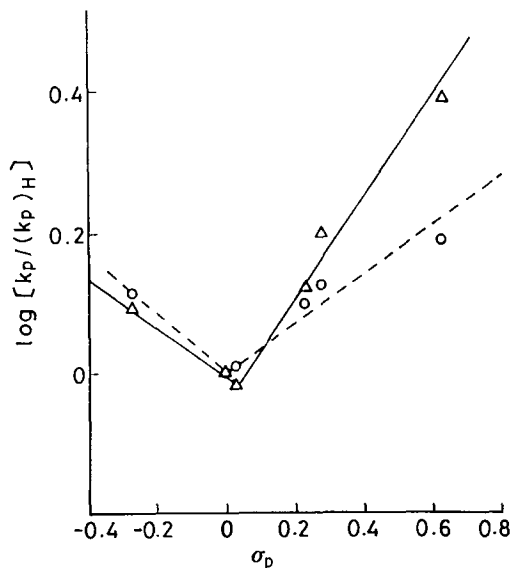


FIG. 1. Correlation of  $k_p$  values for phenyl acrylate and phenyl methacrylate with Hammett's  $\sigma_p$  of solvents: ( $\Delta$ ) phenyl acrylate; ( $\circ$ ) phenyl methacrylate;  $(k_p)_H$ , propagation rate constant in benzene.

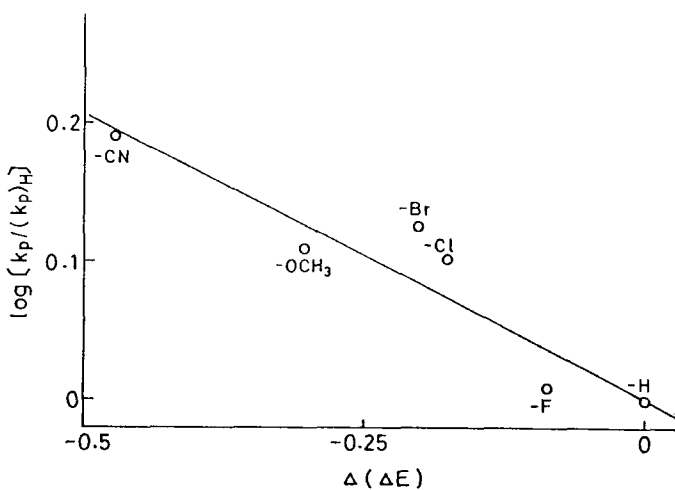


FIG. 2. Correlation between  $k_p$  values and delocalization stabilization in various solvents:  $(k_p)_H$ , propagation rate constant in benzene.

plex formation will be expected, but no correlation was found. The termination rate constant is not significantly affected by the aromatic solvents [1-5].

### CONCLUSIONS

Solvent effects on the radical polymerization of phenyl acrylate were studied in comparison with that of phenyl methacrylate (PMA). It was found that steric hindrance of the methyl group of PMA is important in radical polymerization. Variation in  $k_p$  values with solvents is explained by formation of an electron donor-acceptor complex. The termination rate constant is not significantly affected by the aromatic solvents.

### ACKNOWLEDGMENT

We thank the National Science Council of the Republic of China for its financial support.

### REFERENCES

- [1] M. Kamachi, J. Satoh, D. J. Liaw, and S. Nozakura, *Macromolecules*, **10**, 501 (1977).
- [2] M. Kamachi, D. J. Liaw, and S. Nozakura, *Polym. J.*, **9**, 307 (1977).
- [3] M. Kamachi, J. Satoh, and D. J. Liaw, *Polym. Bull.*, **1**, 581 (1979).
- [4] M. Kamachi, D. J. Liaw, and S. Nozakura, *Polym. J.*, **11**, 921 (1979).
- [5] M. Kamachi, D. J. Liaw, and S. Nozakura, *Ibid.*, **13**, 41 (1981).
- [6] D. J. Liaw and R. S. Lin, *Polym. Photochem.*, **5**, 23 (1984).
- [7] D. J. Liaw and K. C. Chung, *Macromol. Chem.*, **184**, 29 (1982).
- [8] D. J. Liaw, J. R. Lin, and K. C. Chung, *J. Macromol. Sci. - Pure Appl. Chem.*, **A30**, 51 (1993).
- [9] K. Fukui, *Theory of Orientation and Stereoselection*, Springer-Verlag, Berlin, Germany, 1975, pp. 40-85.
- [10] K. Fukui, A. Imamura, T. Yonezawa, and C. Nagata, *Bull. Chem. Soc. Jpn.*, **34**, 1076 (1961).

Received July 16, 1993

Revision received September 24, 1993